

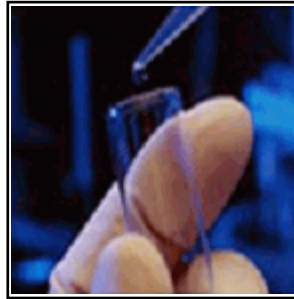


PROFICIENCY TESTING

Sample Preparation Instructions



Study: January 2009 Soils

Study Close Date: March 11, 2009

Online data entry at www.APGQA.com

APG | The Measure of Quality

2730 Washington Blvd. Belpre, Ohio 45714
P: (800) 272-4442 F: (740) 423-5588 www.apgqa.com

AK101 BTEX in Soil**Catalog Number: 14350/14355**

The AK101 BTEX in Soil sample is provided as one ready to use flame sealed ampule. The ampule contains 10 ± 0.1 grams of soil and 10.0 ml of methanol solution spiked with BTEX components. Dry weight adjustment is not necessary for this sample.

Instructions for use:

1. Carefully open the AK101 BTEX in Soil ampule in a fume hood to avoid inhalation of vapors.
2. Transfer an appropriate amount of the methanol solution to an analysis vessel.
3. Prepare and analyze this sample per your normal analytical procedures.
4. Use a weight of 10 grams for calculation purposes.
5. Report your results as mg/kg for the sample provided.

Analyte	Units	Concentration Range	PTRL
Benzene	mg/kg	5.00 - 100	1
Ethylbenzene	mg/kg	5.00 - 100	1
m-Xylene / p-Xylene	mg/kg	5.00 - 100	1
o-Xylene	mg/kg	5.00 - 100	1
Toluene	mg/kg	5.00 - 100	1
Total Xylenes	mg/kg	10.0 - 200	2

AK101 Gasoline in Soil**Catalog Number: 14360/14365**

This AK101 Gasoline in Soil sample is provided as one ready to use flame sealed ampule. The ampule contains 10 ± 0.1 grams of soil and 10.0 ml of methanol solution spiked with a gasoline mixture. Dry weight adjustment is not necessary for this sample.

Instructions for use:

1. Carefully open the AK101 Gasoline in Soil ampule in a fume hood to avoid inhalation of vapors.
2. Transfer an appropriate amount of the methanol solution to an analysis vessel.
3. Prepare and analyze this sample per your normal analytical procedures.
4. Use a weight of 10 grams for calculation purposes.
5. Report your results as mg/kg for the sample provided.

Analyte	Units	Concentration Range	PTRL
Gasoline Range Organics (GRO)	mg/kg	30.0 - 1500	6

AK102 Diesel in Soil**Catalog Number: 14370/14375**

This AK102 Diesel in Soil sample is provided as a two vial set. These vials are duplicates containing 20 ±0.2 grams. Dry weight adjustment is not necessary for this sample because the Assigned Values and Evaluation Acceptance Limits are determined from an "as received" moisture content.

Instructions for use:

1. Carefully open one of the AK102 Diesel in Soil vials in a fume hood to avoid inhalation of dust.
2. Transfer the entire contents of the sample vial to the extraction vessel.
3. Prepare and analyze this sample per your normal analytical procedures.
4. Use a weight of 20 grams for calculation purposes.
5. Report your results as mg/kg for the sample provided.

Analyte	Units	Concentration Range	PTRL
TPH Diesel (DRO)	mg/kg	30.0 - 1500	6

AK103 Residual Range Organics**Catalog Number: 14380/14385**

This Residual Range Organics sample is provided as a two vial set. These vials are duplicates containing 30 ±0.2 grams. Dry weight adjustment is not necessary for this sample because the Assigned Values and Evaluation Acceptance Limits are determined from an "as received" moisture content.

Instructions for use:

1. Carefully open one of the Residual Range Organics vials in a fume hood to avoid inhalation of dust.
2. Transfer the entire contents of the sample vial to the extraction vessel.
3. Prepare and analyze this sample per your normal analytical procedures.
4. Use a weight of 30 grams for calculation purposes.
5. Report your results as mg/kg for the sample provided.

Analyte	Units	Concentration Range	PTRL
Residual Range Organics (RRO)	mg/kg	150 - 2000	30

Anions in Soil**Catalog Number: 14160/14165**

1. Open the standard in a fume hood to avoid inhalation of dust.
2. Mix the sample well prior to removing aliquots for analysis.
3. Extract an aliquot of the sample and analyze the standard as if it were a normal sample.
4. Determine the percent moisture of an aliquot of the soil standard.
5. Report results on a dry weight basis.

Analyte	Units	Concentration Range	PTRL
Bromide	mg/kg	10.0 - 200	2
Chloride	mg/kg	25.0 - 2000	5
Fluoride	mg/kg	25.0 - 500	5
Nitrate Nitrogen as N	mg/kg	25.0 - 500	5
Orthophosphate as P	mg/kg	25.0 - 500	5
Sulfate	mg/kg	25.0 - 2000	5

AZ TPH in Soil**Catalog Number: 14410/14415**

This AZ TPH in Soil sample is provided as a two vial set. These vials are duplicates containing 10 ±0.1 grams. Dry weight adjustment is not necessary for this sample because the Assigned Values and Evaluation Acceptance Limits are determined from an "as received" moisture content.

Instructions for use:

1. Carefully open one of the AZ TPH in Soil vials in a fume hood to avoid inhalation of dust.
2. Transfer the entire contents of the sample vial to the extraction vessel.
3. Prepare and analyze this sample per your normal analytical procedures.
4. Use a weight of 10 grams for calculation purposes.
5. Report your results as mg/kg for the sample provided.

Analyte	Units	Concentration	PTRL
		Range	
C10 to C22	mg/kg	60.0 - 150	12
C10 to C32, Total	mg/kg	260 - 650	52
C22 to C32	mg/kg	200 - 500	40

Base Neutrals and Acids in Soil**Catalog Number: 14260/14265**

The Base Neutrals and Acids in Soil sample is provided as a two vial set. The vials are duplicates containing 30 ±0.2 grams. Dry weight adjustment is not necessary for this sample because the Assigned Values and Evaluation Acceptance Limits are determined from an "as received" moisture content.

Instructions for use:

1. Carefully open one of the Base Neutrals and Acids in Soil vials in a fume hood to avoid inhalation of dust.
2. Transfer the entire contents of the vial to the extraction vessel.
3. Prepare and analyze this sample per your normal analytical procedures.
4. Use a weight of 30 grams for calculation purposes.
5. Report your results as µg/kg for the sample provided.

Analyte	Units	Concentration Range	PTRL
1,2,4,5-Tetrachlorobenzene	µg/kg	1500 - 15000	300
1,2,4-Trichlorobenzene	µg/kg	1500 - 15000	300
1,2-Dichlorobenzene	µg/kg	1500 - 15000	300
1,3-Dichlorobenzene	µg/kg	1500 - 15000	300
1,4-Dichlorobenzene	µg/kg	1500 - 15000	300
1-Chloronaphthalene	µg/kg	500 - 10000	100
2,3,4,6-Tetrachlorophenol	µg/kg	1500 - 15000	300
2,4,5-Trichlorophenol	µg/kg	1500 - 15000	300
2,4,6-Trichlorophenol	µg/kg	1500 - 15000	300
2,4-Dichlorophenol	µg/kg	1500 - 15000	300
2,4-Dimethylphenol	µg/kg	3000 - 15000	600
2,4-Dinitrophenol	µg/kg	3000 - 15000	600
2,4-Dinitrotoluene (2,4-DNT)	µg/kg	1500 - 15000	300
2,6-Dichlorophenol	µg/kg	1500 - 15000	300
2,6-Dinitrotoluene (2,6-DNT)	µg/kg	1500 - 15000	300
2-Chloronaphthalene	µg/kg	1000 - 10000	200
2-Chlorophenol	µg/kg	1500 - 15000	300
2-Methyl-4,6-Dinitrophenol	µg/kg	3000 - 15000	600
2-Methylnaphthalene	µg/kg	1000 - 12000	200
2-Methylphenol	µg/kg	3000 - 15000	600
2-Nitroaniline	µg/kg	500 - 10000	100
2-Nitrophenol	µg/kg	3000 - 15000	600
3,3'-Dichlorobenzidine	µg/kg	500 - 10000	100
3-Methylphenol	µg/kg	3000 - 15000	600
3-Nitroaniline	µg/kg	500 - 10000	100
4-Bromophenyl phenyl ether	µg/kg	1500 - 15000	300
4-Chloro-3-methylphenol	µg/kg	1500 - 15000	300
4-Chloroaniline	µg/kg	500 - 10000	100
4-Chlorophenyl-phenylether	µg/kg	1500 - 15000	300
4-Methylphenol	µg/kg	3000 - 15000	600
4-Nitroaniline	µg/kg	500 - 10000	100
4-Nitrophenol	µg/kg	3000 - 15000	600

Base Neutrals and Acids in Soil (Continued)

Catalog Number: 14260/14265

Analyte	Units	Concentration Range	PTRL
Acenaphthene	µg/kg	1000 - 12000	200
Acenaphthylene	µg/kg	1000 - 12000	200
Aniline	µg/kg	500 - 10000	100
Anthracene	µg/kg	1000 - 12000	200
Benzidine	µg/kg	500 - 10000	100
Benzo(a)anthracene	µg/kg	1000 - 12000	200
Benzo(a)pyrene	µg/kg	1000 - 12000	200
Benzo(b)fluoranthene	µg/kg	1000 - 12000	200
Benzo(g,h,i)perylene	µg/kg	1000 - 12000	200
Benzo(k)fluoranthene	µg/kg	1000 - 12000	200
Benzoic Acid	µg/kg	500 - 10000	100
Benzyl alcohol	µg/kg	500 - 10000	100
Benzyl butyl phthalate	µg/kg	1500 - 15000	300
bis(2-Chloroethoxy) methane	µg/kg	1500 - 15000	300
bis(2-Chloroethyl) ether	µg/kg	1500 - 15000	300
bis(2-Chloroisopropyl) ether	µg/kg	1500 - 15000	300
bis(2-Ethylhexyl) phthalate	µg/kg	1500 - 15000	300
Carbazole	µg/kg	500 - 10000	100
Chrysene	µg/kg	1000 - 12000	200
Dibenz(a,h) anthracene	µg/kg	1000 - 12000	200
Dibenzofuran	µg/kg	1500 - 15000	300
Diethyl phthalate	µg/kg	1500 - 15000	300
Dimethyl phthalate	µg/kg	1500 - 15000	300
Di-n-butylphthalate	µg/kg	1500 - 15000	300
Di-n-octylphthalate	µg/kg	1500 - 15000	300
Fluoranthene	µg/kg	1000 - 12000	200
Fluorene	µg/kg	1000 - 12000	200
Hexachlorobenzene	µg/kg	1500 - 15000	300
Hexachlorobutadiene	µg/kg	1500 - 15000	300
Hexachlorocyclopentadiene	µg/kg	1500 - 15000	300
Hexachloroethane	µg/kg	1500 - 15000	300
Indeno (1,2,3-cd) pyrene	µg/kg	1000 - 12000	200
Isophorone	µg/kg	1500 - 15000	300
Naphthalene	µg/kg	1000 - 12000	200
Nitrobenzene (NB)	µg/kg	1500 - 15000	300
N-nitrosodiethylamine	µg/kg	1500 - 15000	300
N-nitrosodimethylamine	µg/kg	1500 - 15000	300
N-nitrosodi-n-propylamine	µg/kg	1500 - 15000	300
N-nitrosodiphenylamine	µg/kg	1500 - 15000	300

Base Neutrals and Acids in Soil (Continued)

Catalog Number: 14260/14265

Analyte	Units	Concentration Range	PTRL
o-Toluidine	µg/kg	1500 - 15000	300
Pentachlorobenzene	µg/kg	1500 - 15000	300
Pentachlorophenol	µg/kg	3000 - 15000	600
Phenanthrene	µg/kg	1000 - 12000	200
Phenol	µg/kg	1500 - 15000	300
Pyrene	µg/kg	1000 - 12000	200
Pyridine	µg/kg	500 - 10000	100

BTEX and MTBE in Soil

Catalog Number: 14340/14345

The BTEX and MTBE in Soil sample is provided as a two component set. One vial containing 10 grams of soil matrix and one flame sealed ampule of concentrated volatile mixture is provided. This sample is designed for low level sample preparation and analysis techniques. Dry weight adjustment is not necessary for this sample because the Assigned Values and Evaluation Acceptance Limits are determined from an "as received" moisture content.

Instructions for use:

1. Weigh 5.0 grams of the BTEX and MTBE in Soil matrix into an appropriate autosampler vial or sparger cell.
2. Bring the volatile mixture ampule to ambient temperature.
3. Carefully open the ampule and use a ten microliter gastight syringe, placing the syringe tip slightly below the surface of the BTEX and MTBE in Soil matrix and inject ten microliters of the BTEX and MTBE in Soil concentrate into the soil.
4. Immediately follow normal sample preparation procedures such as adding water and closing the autosampler vial or sparger cell. The standard is now ready for low level analysis.
5. Report your results as ug/kg for the sample provided.

Analyte	Units	Concentration Range	PTRL
Benzene	µg/kg	20.0 - 200	10
Ethylbenzene	µg/kg	20.0 - 200	9
Methyl-t-butylether (MTBE)	µg/kg	20.0 - 200	7
Toluene	µg/kg	20.0 - 200	11
Total Xylenes	µg/kg	40.0 - 400	18

Cyanide in Soil

Catalog Number: 14130/14135

The Total Cyanide in Soil sample is designed to be distilled using the procedures in the most recent revisions of EPA SW-846 Methods 9010, 9012 or equivalent.

Instructions for use:

1. Mix the Total Cyanide in Soil sample well prior to removing aliquots for analysis.
2. Open the sample in a fume hood to avoid inhalation of dust.
3. Distill and analyze the sample as if it were a normal sample.
4. Determine the percent moisture of an aliquot of the soil sample.
5. Report results on a dry weight basis.

Analyte	Units	Concentration Range	PTRL
Total Cyanide	mg/kg	5.00 - 100	1

Diesel in Soil**Catalog Number: 14320/14325**

This Diesel in Soil sample is provided as a two vial set. These vials are duplicates containing 20 ±0.2 grams. Dry weight adjustment is not necessary for this sample because the Assigned Values and Evaluation Acceptance Limits are determined from an "as received" moisture content.

Instructions for use:

1. Carefully open one of the Diesel in Soil vials in a fume hood to avoid inhalation of dust.
2. Transfer the entire contents of the sample vial to the extraction vessel.
3. Prepare and analyze this sample per your normal analytical procedures.
4. Use a weight of 20 grams for calculation purposes.
5. Report your results as mg/kg for the sample provided.

Analyte	Units	Concentration Range	PTRL
Diesel Range Organics (DRO)	mg/kg	300 - 3000	60

Flash point**Catalog Number: 14150/14155**

This standard is provided as whole volume, no dilution is necessary prior to analysis.

1. Open the standard in a fume hood, to avoid possible inhalation.
2. Analyze the standard as if it were a normal sample.

Analyte	Units	Concentration Range	PTRL
Flash Point	°F	100 - 200	83

Gasoline in Soil**Catalog Number: 14310/14315**

This Gasoline in Soil sample is provided as a two vial set. These vials are duplicates containing 20 ±0.2 grams. Dry weight adjustment is not necessary for this sample because the Assigned Values and Evaluation Acceptance Limits are determined from an "as received" moisture content.

The following instructions are based on using the entire sample for analysis. If your analytical method or instrument capabilities do not allow for a 20 gram sample adjust your calculations based on the amount of sample analyzed.

Instructions for use:

1. Carefully open one of the Gasoline in Soil vials in a fume hood to avoid inhalation of dust.
2. Transfer the entire contents of the sample vial to the extraction vessel.
3. Prepare and analyze this sample per your normal analytical procedures.
4. Use a weight of 20 grams for calculation purposes.
5. Report your results as mg/kg for the sample provided.

Analyte	Units	Concentration Range	PTRL
Benzene	mg/kg	0.500 - 400	0.1
Ethylbenzene	mg/kg	1.00 - 400	0.2
Gasoline Range Organics (GRO)	mg/kg	100 - 2000	20
Toluene	mg/kg	1.00 - 400	0.2
Total Xylenes	mg/kg	1.00 - 400	0.2

Herbicides in Soil

Catalog Number: 14250/14255

The Herbicides in Soil is provided as a two vial set. The vials are duplicates containing 30 ±0.2 grams. Dry weight adjustment is not necessary for this sample because the Assigned Values and Evaluation Acceptance Limits are determined from an "as received" moisture content.

Instructions for use:

1. Carefully open one of the Herbicides in Soil vials in a fume hood to avoid inhalation of dust.
2. Transfer the entire contents of the vial to the extraction vessel.
3. Prepare and analyze this sample per your normal analytical procedures.
4. Use a weight of 30 grams for calculation purposes.
5. Report your results as µg/kg for the sample provided.

Analyte	Units	Concentration Range	PTRL
2,4,5-T	µg/kg	100 - 1000	20
2,4,5-TP (silvex)	µg/kg	100 - 1000	20
2,4-D	µg/kg	100 - 1000	20
2,4-DB	µg/kg	100 - 1000	20
3,5-Dichlorobenzoic acid	µg/kg	100 - 1000	20
Acifluorfen	µg/kg	100 - 1000	20
Bentazon	µg/kg	100 - 1000	20
Chloramben	µg/kg	100 - 1000	20
Dacthal diacid (DCPA)	µg/kg	100 - 1000	20
Dalapon	µg/kg	250 - 2500	50
Dicamba	µg/kg	100 - 1000	20
Dichloroprop	µg/kg	250 - 2500	50
Dinoseb	µg/kg	100 - 1000	20
MCPA	µg/kg	250 - 2500	50
MCPP	µg/kg	250 - 2500	50
Pentachlorophenol	µg/kg	250 - 2500	50
Picloram	µg/kg	100 - 1000	20

Hexavalent Chromium in Soil

Catalog Number: 14120/14125

The Hexavalent Chromium in Soil sample should only be analyzed for Hexavalent Chromium and is designed to be digested using the EPA SW-846 Method 3060 digestion procedure, most current version, or equivalent.

Instructions for use:

1. Mix the Hexavalent Chromium in Soil sample well prior to removing aliquots for analysis.
2. Open the sample in a fume hood to avoid inhalation of dust.
3. Digest and analyze the sample as if it were a normal sample.
4. Determine the percent moisture of an aliquot of the soil sample.
5. Report results on a dry weight basis.

Analyte	Units	Concentration Range	PTRL
Chromium, Hexavalent	mg/kg	40.0 - 300	4

MA/NC/WA EPH in Soil**Catalog Number: 14450/14455**

This MA EPH in Soil sample is provided as a two vial set. These vials are duplicates containing 20 ±0.2 grams. Dry weight adjustment is not necessary for this sample because the Assigned Values and Evaluation Acceptance Limits are determined from an "as received" moisture content.

Instructions for use:

1. Carefully open one of the MA EPH in Soil vials in a fume hood to avoid inhalation of dust.
2. Transfer the entire contents of the sample vial to the extraction vessel.
3. Prepare and analyze this sample per your normal analytical procedures.
4. Use a weight of 20 grams for calculation purposes.
5. Report your results as mg/kg for the sample provided.

Analyte	Units	Concentration Range	PTRL
>C10 to C12 Aliphatics (WA)	mg/kg	100 - 1500	10
>C10 to C12 Aromatics (WA)	mg/kg	50.0 - 1500	5
>C12 to C16 Aliphatics (WA)	mg/kg	100 - 1500	10
>C12 to C16 Aromatics (WA)	mg/kg	100 - 1500	10
>C16 to C21 Aliphatics (WA)	mg/kg	100 - 1500	10
>C16 to C21 Aromatics (WA)	mg/kg	100 - 1500	10
>C21 to C34 Aliphatics (WA)	mg/kg	100 - 1500	10
>C21 to C34 Aromatics (WA)	mg/kg	100 - 1500	10
2-Methylnaphthalene	mg/kg	10.0 - 500	2
Acenaphthene	mg/kg	10.0 - 500	2
Acenaphthylene	mg/kg	10.0 - 500	2
Anthracene	mg/kg	10.0 - 500	2
Benzo(a)anthracene	mg/kg	10.0 - 500	2
Benzo(a)pyrene	mg/kg	10.0 - 500	2
Benzo(b)fluoranthene	mg/kg	10.0 - 500	2
Benzo(g,h,i)perylene	mg/kg	10.0 - 500	2
Benzo(k)fluoranthene	mg/kg	10.0 - 500	2
C11 to C22 Aromatics	mg/kg	100 - 5000	20
C19 to C36 Aliphatics	mg/kg	100 - 5000	20
C8 to C10 Aliphatics (WA)	mg/kg	100 - 1500	10
C8 to C10 Aromatics (WA)	mg/kg	100 - 1500	10
C9 to C18 Aliphatics	mg/kg	100 - 5000	20
Chrysene	mg/kg	10.0 - 500	2
Dibenz(a,h) anthracene	mg/kg	10.0 - 500	2
Fluoranthene	mg/kg	10.0 - 500	2
Fluorene	mg/kg	10.0 - 500	2
Indeno (1,2,3-cd) pyrene	mg/kg	10.0 - 500	2
Naphthalene	mg/kg	10.0 - 500	2
Phenanthrene	mg/kg	10.0 - 500	2
Pyrene	mg/kg	10.0 - 500	1

MA/NC/WA VPH in Soil**Catalog Number: 14440/14445**

The MA/NC/WA VPH in Soil sample is provided as one flame sealed ampule containing 10 grams of soil matrix preserved with 10ml of purge and trap grade methanol. This sample is designed for medium level sample preparation and analysis techniques. This standard should be stored at 4 degrees Celsius (plus or minus 2 degrees Celsius) upon receipt.

Instructions for use:

1. Shake the ampule for two minutes prior to opening.
2. Bring the ampule to ambient temperature.
3. Carefully open the ampule and use a 100 microliter gastight syringe withdraw an appropriate amount of the methanol extract. Please note that volumes of methanol in excess of 100 microliters may adversely affect analytical systems.
4. Placing the syringe tip slightly below the surface of the 5 mL or 25 mL of water in your purge & trap vessel, transfer the methanol extract aliquot to the purge & trap vessel.
5. Immediately follow your normal sample analysis procedures for methanol preserved soil samples.
6. Use a weight of 10 grams of soil and 10 mL as the extraction volume.
7. Report your results as mg/kg for the sample provided.

Note: The reported value for C5 to C8 Aliphatics should include the VPH Target analytes, BTEX and MTBE compounds.

Analyte	Units	Concentration Range	PTRL
>C10 to C12 Aliphatics (WA)	mg/kg	50.0 - 1500	10
>C12 to C13 Aromatics (WA)	mg/kg	100 - 1500	10
>C6 to C8 Aliphatics (WA)	mg/kg	100 - 1500	10
>C8 to C10 Aliphatics (WA)	mg/kg	100 - 1500	10
>C8 to C10 Aromatics (WA)	mg/kg	50.0 - 1500	10
Benzene	mg/kg	20.0 - 250	4
C5 to C6 Aliphatics (WA)	mg/kg	100 - 1500	10
C5 to C8 Aliphatics	mg/kg	100 - 2000	20
C9 to C10 Aromatics	mg/kg	50.0 - 2000	10
C9 to C12 Aliphatics	mg/kg	100 - 2000	20
Ethylbenzene	mg/kg	25.0 - 200	5
Methyl-t-butylether (MTBE)	mg/kg	25.0 - 200	5
m-Xylene / p-Xylene	mg/kg	25.0 - 200	5
o-Xylene	mg/kg	25.0 - 200	5
Toluene	mg/kg	20.0 - 250	4
Total Xylenes	mg/kg	40.0 - 400	8
Unadjusted C5 to C8 Aliphatics (NC)	mg/kg	100 - 2000	20

Medium Level Volatiles in Soil

Catalog Number: 14430/14435

The Medium Level Volatile in Soil sample is provided as one flame sealed ampule containing 10 grams of soil matrix preserved with 10ml of purge and trap grade methanol. This sample is designed for medium level sample preparation and analysis techniques. This standard should be stored at 4 degrees Celsius (plus or minus 2 degrees Celsius) upon receipt.

Instructions for use:

1. Shake the ampule for two minutes prior to opening.
2. Bring the ampule to ambient temperature.
3. Carefully open the ampule and use a 100 microliter gastight syringe withdraw an appropriate amount of the methanol extract. Please note that volumes of methanol in excess of 100 microliters may adversely affect analytical systems.
4. Placing the syringe tip slightly below the surface of the 5 mL or 25 mL of water in your purge & trap vessel, transfer the methanol extract aliquot to the purge & trap vessel.
5. Immediately follow your normal sample analysis procedures for methanol preserved soil samples.
6. Use a weight of 10 grams of soil and 10 mL as the extraction volume.
7. Report your results as ug/kg for the sample provided.

Analyte	Units	Concentration Range	PTRL
1,1,1,2-Tetrachloroethane	µg/kg	1000 - 10000	520
1,1,1-Trichloroethane	µg/kg	1000 - 10000	530
1,1,2,2-Tetrachloroethane	µg/kg	1500 - 10000	455
1,1,2-Trichloroethane	µg/kg	1000 - 10000	732
1,1-Dichloroethane	µg/kg	1000 - 10000	676
1,1-Dichloroethene	µg/kg	2000 - 10000	500
1,2,3-Trichloropropane	µg/kg	1500 - 10000	407
1,2,4-Trichlorobenzene	µg/kg	2000 - 10000	500
1,2-Dibromo-3-chloropropane	µg/kg	2000 - 10000	500
1,2-Dibromoethane (EDB)	µg/kg	2000 - 10000	500
1,2-Dichlorobenzene	µg/kg	1000 - 10000	618
1,2-Dichloroethane	µg/kg	1500 - 10000	663
1,2-Dichloropropane	µg/kg	2000 - 10000	500
1,3-Dichlorobenzene	µg/kg	1000 - 10000	500
1,4-Dichlorobenzene	µg/kg	1000 - 10000	596
2-Butanone (Methyl ethyl ketone)	µg/kg	4000 - 20000	809
2-Chloroethyl vinyl ether	µg/kg	1000 - 25000	200
2-Hexanone	µg/kg	8000 - 20000	2000
4-Methyl-2-pentanone (MIBK)	µg/kg	4000 - 20000	1630
Acetone	µg/kg	4000 - 20000	929
Acetonitrile	µg/kg	1000 - 25000	200
Acrolein	µg/kg	1000 - 25000	200
Benzene	µg/kg	1000 - 10000	656
Bromobenzene	µg/kg	2000 - 10000	500
Bromodichloromethane	µg/kg	1000 - 10000	479
Bromoform	µg/kg	1000 - 10000	415
Bromomethane	µg/kg	2000 - 10000	500
Carbon disulfide	µg/kg	1000 - 25000	200
Carbon tetrachloride	µg/kg	1000 - 10000	479
Chlorobenzene	µg/kg	1000 - 10000	648

Medium Level Volatiles in Soil (Continued)

Catalog Number: 14430/14435

Analyte	Units	Concentration Range	PTRL
Chloroethane	µg/kg	2000 - 10000	500
Chloroform	µg/kg	1000 - 10000	550
Chloromethane	µg/kg	2000 - 10000	500
cis-1,2-Dichloroethene	µg/kg	2000 - 10000	500
cis-1,3-Dichloropropene	µg/kg	2000 - 10000	500
Dibromochloromethane	µg/kg	1000 - 10000	642
Dibromomethane	µg/kg	2000 - 10000	500
Dichlorodifluoromethane	µg/kg	2000 - 10000	500
Ethylbenzene	µg/kg	1000 - 10000	697
Hexachlorobutadiene	µg/kg	2000 - 10000	200
Hexachloroethane	µg/kg	2000 - 10000	200
Isopropylbenzene	µg/kg	2000 - 10000	500
Methylene chloride (Dichloromethane)	µg/kg	1000 - 10000	435
Methyl-t-butylether (MTBE)	µg/kg	2000 - 10000	500
Naphthalene	µg/kg	2000 - 10000	500
Nitrobenzene (NB)	µg/kg	2000 - 10000	200
Styrene	µg/kg	2000 - 10000	500
Tetrachloroethene	µg/kg	1000 - 10000	543
Toluene	µg/kg	1000 - 10000	665
Total Xylenes	µg/kg	2000 - 20000	931
trans-1,2-Dichloroethene	µg/kg	2000 - 10000	500
trans-1,3-Dichloropropene	µg/kg	2000 - 10000	500
Trichloroethene	µg/kg	1000 - 10000	638
Trichlorofluoromethane	µg/kg	2000 - 10000	500
Vinyl acetate	µg/kg	1000 - 25000	200
Vinyl Chloride	µg/kg	2000 - 10000	500

Nutrients in Soil

Catalog Number: 14170/14175

1. Open the standard in a fume hood to avoid inhalation of dust.
2. Mix the sample well prior to removing aliquots for analysis.
3. Digest or extract an aliquot of the sample and analyze the standard as if it were a normal sample.
4. Determine the percent moisture of an aliquot of the soil standard.
5. Report results on a dry weight basis.

Analyte	Units	Concentration Range	PTRL
Ammonia Nitrogen as N	mg/kg	100 - 5000	20
Total Kjeldahl Nitrogen	mg/kg	100 - 5000	20
Total Organic Carbon	mg/kg	1000 - 15000	100
Total Phosphorus as P	mg/kg	100 - 5000	20

OP/NP Pesticides in Soil**Catalog Number: 14280/14285**

This OP/NP Pesticides in Soil sample is provided as a two vial set. Samples should be stored in Freezer prior to analysis. These vials are duplicates containing 30 ±0.2 grams. Dry weight adjustment is not necessary for this sample because the Assigned Values and Evaluation Acceptance Limits are determined from an "as received" moisture content.

Instructions for use:

1. Carefully open one of the OP/NP Pesticides in Soil vials in a fume hood to avoid inhalation of dust.
2. Transfer the entire contents of the sample vial to the extraction vessel.
3. Prepare and analyze this sample per your normal analytical procedures.
4. Use a weight of 30 grams for calculation purposes.
5. Report your results as µg/kg for the sample provided.

Analyte	Units	Concentration Range	PTRL
Acetochlor	µg/kg	250 - 2500	50
Alachlor	µg/kg	250 - 2500	50
Atrazine	µg/kg	250 - 2500	50
Azinphos-methyl	µg/kg	100 - 1000	20
Chlorpyrifos	µg/kg	100 - 1000	20
Demeton O&S	µg/kg	100 - 1000	20
Diazinon	µg/kg	100 - 1000	20
Dichlorvos (DDVP)	µg/kg	250 - 2500	50
Disulfoton	µg/kg	100 - 1000	20
Malathion	µg/kg	100 - 1000	20
Metolachlor	µg/kg	250 - 2500	50
Parathion, ethyl	µg/kg	100 - 1000	20
Parathion, methyl	µg/kg	100 - 1000	20
Phorate	µg/kg	100 - 1000	20
Ronnel	µg/kg	100 - 1000	20
Simazine	µg/kg	250 - 2500	25
Stirophos (Tetrachlorvinphos)	µg/kg	100 - 1000	20
Terbufos	µg/kg	100 - 1000	20

PAH by HPLC in Soil**Catalog Number: 14270/14275**

This PAH by HPLC in Soil sample is provided as a two vial set. These vials are duplicates containing 30 ±0.2 grams. Dry weight adjustment is not necessary for this sample because the Assigned Values and Evaluation Acceptance Limits are determined from an "as received" moisture content.

Instructions for use:

1. Carefully open one of the PAH by HPLC in Soil vials in a fume hood to avoid inhalation of dust.
2. Transfer the entire contents of the sample vial to the extraction vessel.
3. Prepare and analyze this sample per your normal analytical procedures.
4. Use a weight of 30 grams for calculation purposes.
5. Report your results as µg/kg for the sample provided.

Analyte	Units	Concentration Range	PTRL
Acenaphthene	µg/kg	150 - 1000	30
Acenaphthylene	µg/kg	150 - 1000	30
Anthracene	µg/kg	100 - 1000	20
Benzo(a)anthracene	µg/kg	50.0 - 500	10
Benzo(a)pyrene	µg/kg	50.0 - 500	10
Benzo(b)fluoranthene	µg/kg	50.0 - 500	10
Benzo(g,h,i)perylene	µg/kg	100 - 1000	20
Benzo(k)fluoranthene	µg/kg	50.0 - 500	10
Chrysene	µg/kg	50.0 - 500	10
Dibenz(a,h) anthracene	µg/kg	50.0 - 500	10
Fluoranthene	µg/kg	100 - 1000	20
Fluorene	µg/kg	50.0 - 500	10
Indeno (1,2,3-cd) pyrene	µg/kg	50.0 - 500	10
Naphthalene	µg/kg	150 - 1000	30
Phenanthrene	µg/kg	100 - 1000	20
Pyrene	µg/kg	50.0 - 500	10

PCBs in Soil**Catalog Number: 14210/14215**

The PCBs in Soil is provided as a 50 gram sample. The sample should be homogenized prior to opening the container due to settling which may occur during shipping. Dry weight adjustment is not necessary for this sample because the Assigned Values and Evaluation Acceptance Limits are determined from an "as received" moisture content.

Instructions for use:

1. Carefully open the PCBs in Soil bottle in a fume hood to avoid inhalation of dust.
2. Prepare and analyze this sample per your normal analytical procedures.
3. Report your results for the sample provided.

Analyte	Units	Concentration Range	PTRL
Aroclor 1016	mg/kg	1.00 - 50.0	0.2
Aroclor 1221	mg/kg	1.00 - 50.0	0.2
Aroclor 1232	mg/kg	1.00 - 50.0	0.2
Aroclor 1242	mg/kg	1.00 - 50.0	0.2
Aroclor 1248	mg/kg	1.00 - 50.0	0.2
Aroclor 1254	mg/kg	1.00 - 50.0	0.2
Aroclor 1260	mg/kg	1.00 - 50.0	0.2

Pesticides in Soil

Catalog Number: 14220/14225

This Pesticides in Soil sample is provided as a two vial set. These vials are duplicates containing 30 ±0.2 grams. Dry weight adjustment is not necessary for this sample because the Assigned Values and Evaluation Acceptance Limits are determined from an "as received" moisture content.

Instructions for use:

1. Carefully open one of the Pesticides in Soil vials in a fume hood to avoid inhalation of dust.
2. Transfer the entire contents of the sample vial to the extraction vessel.
3. Prepare and analyze this sample per your normal analytical procedures.
4. Use a weight of 30 grams for calculation purposes.
5. Report your results as µg/kg for the sample provided.

Analyte	Units	Concentration Range	PTRL
4,4'-DDD	µg/kg	50.0 - 500	5
4,4'-DDE	µg/kg	50.0 - 500	5
4,4'-DDT	µg/kg	50.0 - 500	5
Aldrin	µg/kg	50.0 - 500	5
alpha-BHC	µg/kg	50.0 - 500	5
alpha-Chlordane	µg/kg	50.0 - 500	5
beta-BHC	µg/kg	50.0 - 500	5
delta-BHC	µg/kg	50.0 - 500	5
Dieldrin	µg/kg	50.0 - 500	5
Endosulfan I	µg/kg	50.0 - 500	5
Endosulfan II	µg/kg	50.0 - 500	5
Endosulfan sulfate	µg/kg	50.0 - 500	5
Endrin	µg/kg	50.0 - 500	5
Endrin aldehyde	µg/kg	50.0 - 500	5
Endrin Ketone	µg/kg	50.0 - 500	5
gamma-BHC (Lindane)	µg/kg	50.0 - 500	5
gamma-Chlordane	µg/kg	50.0 - 500	5
Heptachlor	µg/kg	50.0 - 500	5
Heptachlor epoxide	µg/kg	50.0 - 500	5
Methoxychlor	µg/kg	50.0 - 500	5

pH/Corrosivity in Soil

Catalog Number: 14140/14145

This standard is designed to be analyzed using EPA method 9045, or equivalent.

1. Open the standard in a fume hood to avoid inhalation of dust.
2. Mix the sample well prior to removing aliquots for analysis.
3. Prepare and analyze the standard as if it were a normal sample.

Analyte	Units	Concentration Range	PTRL
Corrosivity (pH)	units	2.00 - 12.0	1.4

TCLP Metals in Soil**Catalog Number: 14180/14185**

The TCLP Metals in Soil sample is designed for analysis of all listed metals. Use 100% solids for all appropriate calculations. TCLP Fluid #1 should be used for the leaching procedure.

Instructions for use:

1. Mix the TCLP Metals in Soil sample well prior to removing aliquots for analysis.
2. Open the sample in a fume hood to avoid inhalation of dust.
3. Perform leaching procedure using Fluid # 1
4. Digest and analyze the sample as if it were a normal sample.
5. Filter and preserve the leachate per your normal procedures.
6. Prepare and analyze the leachate per your normal procedures.
7. Report results as mg/L.

Analyte	Units	Concentration Range	PTRL
Antimony	mg/L	0 - 20.0	
Arsenic	mg/L	1.00 - 30.0	1
Barium	mg/L	5.00 - 500	1
Beryllium	mg/L	0 - 5.00	
Cadmium	mg/L	0 - 5.00	
Chromium	mg/L	2.00 - 20.0	0.4
Lead	mg/L	1.00 - 40.0	0.2
Mercury	mg/L	0 - 1.00	0
Nickel	mg/L	2.00 - 10.0	0.4
Selenium	mg/L	0 - 10.0	
Silver	mg/L	0 - 20.0	0
Zinc	mg/L	0 - 30.0	

Total Chlordane in Soil**Catalog Number: 14240/14245**

The Total Chlordane in Soil is provided as a 50 gram sample. The sample should be homogenized prior to opening the container due to settling which may occur during shipping. Dry weight adjustment is not necessary for this sample because the Assigned Values and Evaluation Acceptance Limits are determined from an "as received" moisture content.

Instructions for use:

1. Carefully open the Total Chlordane in Soil sample in a fume hood to avoid inhalation of dust.
2. Prepare and analyze this sample per your normal analytical procedures.
3. Report your results as µg/kg for the sample provided.

Analyte	Units	Concentration Range	PTRL
Total Chlordane	µg/kg	200 - 1000	20

Toxaphene in Soil**Catalog Number: 14230/14235**

The Toxaphene in Soil is provided as a 50 gram sample. The sample should be homogenized prior to opening the container due to settling which may occur during shipping. Dry weight adjustment is not necessary for this sample because the Assigned Values and Evaluation Acceptance Limits are determined from an "as received" moisture content.

Instructions for use:

1. Carefully open the Toxaphene in Soil sample in a fume hood to avoid inhalation of dust.
2. Prepare and analyze this sample per your normal analytical procedures.
3. Report your results as µg/kg for the sample provided.

Analyte	Units	Concentration Range	PTRL
Toxaphene	µg/kg	200 - 2000	20

TPH in Soil**Catalog Number: 14330/14335**

The TPH in Soil is provided as a 50 gram sample. The sample should be homogenized prior to opening the container due to settling which may occur during shipping. Dry weight adjustment is not necessary for this sample because the Assigned Values and Evaluation Acceptance Limits are determined from an "as received" moisture content.

Instructions for use:

1. Carefully open the TPH in Soil sample in a fume hood to avoid inhalation of dust.
2. Prepare and analyze this sample per your normal analytical procedures.
3. Report your results as mg/kg for the sample provided.

Analyte	Units	Concentration Range	PTRL
n-Hexane Extractable Material (O&G)	mg/kg	300 - 3000	60
non-Polar Extractable Material (TPH)	mg/kg	300 - 3000	60
Total Petroleum Hydrocarbons	mg/kg	300 - 3000	60

Trace Metals in Soil

Catalog Number: 14100/14105

The Trace Metals in Soil sample is designed for analysis of all listed metals. Mercury should be determined using the digestion and analytical procedures in the current version of EPA SW-846 method 7471 or equivalent. All other metals should be determined using EPA SW-846 digestion methods 3050 or 3051 followed by atomic absorption or ICP analysis of the digest.

Instructions for use:

1. Mix the Trace Metals in Soil sample well prior to removing aliquots for analysis.
2. Open the sample in a fume hood to avoid inhalation of dust.
3. Digest and analyze the sample as if it were a normal sample.
4. Determine the percent moisture of an aliquot of the soil sample.
5. Report results on a dry weight basis.

Analyte	Units	Concentration Range	PTRL
Aluminum	mg/kg	1000 - 25000	100
Antimony	mg/kg	80.0 - 300	8
Arsenic	mg/kg	40.0 - 400	4
Barium	mg/kg	100 - 1000	10
Beryllium	mg/kg	40.0 - 400	3
Boron	mg/kg	80.0 - 200	8
Cadmium	mg/kg	40.0 - 400	4
Calcium	mg/kg	1500 - 25000	150
Chromium	mg/kg	40.0 - 400	4
Cobalt	mg/kg	40.0 - 400	3
Copper	mg/kg	40.0 - 400	4
Iron	mg/kg	1000 - 50000	100
Lead	mg/kg	40.0 - 400	4
Magnesium	mg/kg	1200 - 25000	120
Manganese	mg/kg	100 - 2000	10
Mercury	mg/kg	1.00 - 35.0	0.1
Molybdenum	mg/kg	30.0 - 300	3
Nickel	mg/kg	40.0 - 500	4
Potassium	mg/kg	1400 - 25000	140
Selenium	mg/kg	40.0 - 400	4
Silver	mg/kg	20.0 - 100	2
Sodium	mg/kg	150 - 15000	15
Strontium	mg/kg	40.0 - 400	4
Thallium	mg/kg	40.0 - 400	4
Tin	mg/kg	75.0 - 250	7.5
Titanium	mg/kg	10.0 - 2000	2
Vanadium	mg/kg	40.0 - 400	4
Zinc	mg/kg	100 - 1000	10

TX1005 TPH in Soil High Level**Catalog Number: 14400/14405**

The TX1005 TPH High Level in Soil sample is provided as a two component set. One vial containing 10 grams of soil matrix and one flame sealed ampule of concentrated volatile mixture is provided. This sample is designed for low level sample preparation and analysis techniques. Dry weight adjustment is not necessary for this sample because the Assigned Values and Evaluation Acceptance Limits are determined from an "as received" moisture content.

Instructions for use:

1. Weigh 10.0 grams of the TX 1005 TPH HighLevel in Soil matrix into an appropriate extraction vessel.
2. Bring the volatile mixture ampule to ambient temperature.
3. Carefully open the ampule and use a 500 microliter gastight syringe, placing the syringe tip slightly below the surface of the TX 1005 TPH High Level in Soil matrix and inject 500 microliters of the TX 1005 TPH High Level in Soil concentrate into the soil.
4. Immediately follow normal sample preparation procedures such as adding water and closing the extraction vessel or sparger cell. The standard is now ready for low level analysis.
5. Report your results as mg/kg for the sample provided.

Analyte	Units	Concentration Range	PTRL
nC12 to nC28	mg/kg	300 - 10000	30
nC28 to nC35	mg/kg	300 - 10000	30
nC6 to nC12	mg/kg	300 - 10000	30
Total Petroleum Hydrocarbons	mg/kg	1000 - 20000	100

TX1005 TPH in Soil Low Level**Catalog Number: 14390/14395**

The TX1005 TPH Low Level in Soil sample is provided as a two component set. One vial containing 10 grams of soil matrix and one flame sealed ampule of concentrated volatile mixture is provided. This sample is designed for low level sample preparation and analysis techniques. Dry weight adjustment is not necessary for this sample because the Assigned Values and Evaluation Acceptance Limits are determined from an "as received" moisture content.

Instructions for use:

1. Weigh 10.0 grams of the TX 1005 TPH Low Level in Soil matrix into an appropriate extraction vessel.
2. Bring the volatile mixture ampule to ambient temperature.
3. Carefully open the ampule and use a 500 microliter gastight syringe, placing the syringe tip slightly below the surface of the TX 1005 TPH Low Level in Soil matrix and inject 500 microliters of the TX 1005 TPH Low Level in Soil concentrate into the soil.
4. Immediately follow normal sample preparation procedures such as adding water and closing the extraction vessel or sparger cell. The standard is now ready for low level analysis.
5. Report your results as mg/kg for the sample provided.

Analyte	Units	Concentration Range	PTRL
nC12 to nC28	mg/kg	20.0 - 50.0	2
nC28 to nC35	mg/kg	20.0 - 50.0	2
nC6 to nC12	mg/kg	20.0 - 50.0	2
Total Petroleum Hydrocarbons	mg/kg	50.0 - 100	10

Volatiles in Soil**Catalog Number: 14200/14205**

The Volatiles in Soil sample is provided as a two component set. One vial containing 10 grams of soil matrix and one flame sealed ampule of concentrated volatile mixture is provided. This sample is designed for low level sample preparation and analysis techniques. Dry weight adjustment is not necessary for this sample because the Assigned Values and Evaluation Acceptance Limits are determined from an "as received" moisture content.

Instructions for use:

1. Weigh 5.0 grams of the Volatiles in Soil matrix into an appropriate autosampler vial or sparger cell.
2. Bring the volatile mixture ampule to ambient temperature.
3. Carefully open the ampule and use a ten microliter gastight syringe, placing the syringe tip slightly below the surface of the Volatiles in Soil matrix and inject ten microliters of the Volatiles in Soil concentrate into the soil.
4. Immediately follow normal sample preparation procedures such as adding water and closing the autosampler vial or sparger cell. The standard is now ready for low level analysis.
5. Report your results as ug/kg for the sample provided.

Analyte	Units	Concentration Range	PTRL
1,1,1,2-Tetrachloroethane	µg/kg	20.0 - 200	12
1,1,1-Trichloroethane	µg/kg	20.0 - 200	9
1,1,2,2-Tetrachloroethane	µg/kg	20.0 - 200	8.9
1,1,2-Trichloroethane	µg/kg	20.0 - 200	13
1,1-Dichloroethane	µg/kg	20.0 - 200	11
1,1-Dichloroethene	µg/kg	40.0 - 200	10
1,2,3-Trichloropropane	µg/kg	40.0 - 200	10
1,2,4-Trichlorobenzene	µg/kg	40.0 - 200	10
1,2-Dibromo-3-chloropropane	µg/kg	40.0 - 200	10
1,2-Dibromoethane (EDB)	µg/kg	40.0 - 200	10
1,2-Dichlorobenzene	µg/kg	20.0 - 200	9
1,2-Dichloroethane	µg/kg	20.0 - 200	12
1,2-Dichloropropane	µg/kg	20.0 - 200	12
1,3-Dichlorobenzene	µg/kg	20.0 - 200	5
1,4-Dichlorobenzene	µg/kg	20.0 - 200	7
2-Butanone (Methyl ethyl ketone)	µg/kg	160 - 400	40
2-Chloroethylvinylether	µg/kg	20.0 - 200	4
2-Hexanone	µg/kg	160 - 400	40
4-Methyl-2-pentanone (MIBK)	µg/kg	80.0 - 400	32
Acetone	µg/kg	160 - 400	40
Acetonitrile	µg/kg	20.0 - 200	4
Acrolein	µg/kg	20.0 - 200	4
Benzene	µg/kg	20.0 - 200	10
Bromobenzene	µg/kg	40.0 - 200	10
Bromodichloromethane	µg/kg	20.0 - 200	10
Bromoform	µg/kg	20.0 - 200	9.3
Bromomethane	µg/kg	80.0 - 200	20
Carbon disulfide	µg/kg	20.0 - 200	4
Carbon tetrachloride	µg/kg	20.0 - 200	9.9
Chlorobenzene	µg/kg	20.0 - 200	10
Chloroethane	µg/kg	80.0 - 200	20

Volatiles in Soil (Continued)

Catalog Number: 14200/14205

Analyte	Units	Concentration Range	PTRL
Chloroform	µg/kg	20.0 - 200	11
Chloromethane	µg/kg	80.0 - 200	20
cis-1,2-Dichloroethene	µg/kg	40.0 - 200	10
cis-1,3-Dichloropropene	µg/kg	40.0 - 200	10
Dibromochloromethane	µg/kg	20.0 - 200	9.9
Dibromomethane	µg/kg	20.0 - 200	4
Dichlorodifluoromethane	µg/kg	80.0 - 200	20
Ethylbenzene	µg/kg	20.0 - 200	9
Hexachlorobutadiene	µg/kg	40.0 - 200	10
Hexachloroethane	µg/kg	40.0 - 200	10
Isopropylbenzene	µg/kg	40.0 - 200	10
Methylene chloride (Dichloromethane)	µg/kg	20.0 - 200	9
Methyl-t-butylether (MTBE)	µg/kg	20.0 - 200	7.8
Naphthalene	µg/kg	40.0 - 200	10
Nitrobenzene (NB)	µg/kg	40.0 - 200	10
Styrene	µg/kg	40.0 - 200	10
Tetrachloroethene	µg/kg	20.0 - 200	8.3
Toluene	µg/kg	20.0 - 200	11
Total Xylenes	µg/kg	40.0 - 400	18
trans-1,2-Dichloroethene	µg/kg	40.0 - 200	10
trans-1,3-Dichloropropene	µg/kg	40.0 - 200	10
Trichloroethene	µg/kg	20.0 - 200	10
Trichlorofluoromethane	µg/kg	80.0 - 200	20
Vinyl acetate	µg/kg	20.0 - 200	4
Vinyl Chloride	µg/kg	80.0 - 200	20

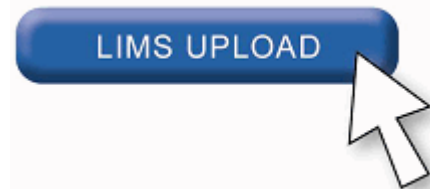
Upload PT Data From Your LIMS System

Now when you go to enter data for a PT study, you will have the option to upload the data from your LIMS system. We have designed an application, that is built into the data entry process, which will allow you to take a delimited file and upload it into our system. No matter what format or type of LIMS system you have, you will be able to upload your PT data into the data entry system online. The upload system is fast, easy, and more accurate.

APG is always trying to enhance the process used for your PT studies, and because of that you will no longer have to sit on the computer and manually type in every value.

The benefits of the LIMS Upload include:

- Faster reporting time
- Easy to use because system remembers format
- Eliminates the human typing errors
- Numbers come directly from your LIMS
- Simple to go back through and verify data



Expect More From Your PT Provider

When using APG as your PT provider, you can...

- Meet all of your State and NELAC accreditation requirements with ease and efficiency.
- Make proactive decisions to enhance the quality and reliability of your laboratory data.
- Report your PT data in less than one tenth of the time without data entry mistakes.
- Effortlessly manage all Demonstration of Capability requirements for your analysts.
- Differentiate your laboratory based on quality not just accreditation.
- Expose your qualifications to large industrial organizations seeking analytical services.

The number one priority is meeting your needs!



2730 Washington Blvd. Belpre, Ohio 45714
P: (800) 272-4442 F: (740) 423-5588 www.apgqa.com